

HOME OFFICE CATALOGUE

Home Office Interiors.

Focused. Organised. Designed for the way you work.

Built-in desks, smart storage, task lighting and planned power — custom designed and delivered by TouchWood Interiors & Construction.

01 / WHY A DEDICATED WORKSPACE

A desk is not a home office.

A dining table or bedroom corner can work for a while. But a properly designed workspace improves organisation, focus and the separation between work and home.

TouchWood designs every home office around the way you actually work — your equipment, your calls and your home — then builds it end to end, so what you approve is what you get.



57+	2 cities	End-to-end	Personalised
Projects completed	Bangalore & Chennai	Design & execution	Design approach

What changes when you design it properly

- **Focus** — A defined work zone that keeps work from taking over the room.
- **Organisation** — Files, equipment and shelving planned in, not piled on.
- **Comfort** — Desk depth, chair clearance and ergonomic height set for long days.
- **Video calls** — Glare-free task light and a background that looks the part.

02 / WHAT YOU CAN GET

Everything the workspace needs.

Every TouchWood home office is custom designed. These are the building blocks we plan around.

01

Built-in Desks

Depth for monitors and room for comfortable seating. Wall space used efficiently, with cables, power points and storage kept organised.

02

Work Zones

Defined workspaces inside bedrooms or living areas, separated through layout, panels, shelving and lighting.

03

Storage

Files, equipment and accessible shelving — from overhead cabinets to floor-to-ceiling built-ins.

04

Task Lighting

Glare-free task light for the desk, ambient light for the room and suitable lighting for video calls.

05

Power & Data

Power points, data connections and cable routing planned before furniture is finalised. No extension cords.

06

Dual-Purpose Rooms

Home office and guest room in one, using the right furniture, storage and zoning.

Short on space?

Effective work zones can be designed in around 40–50 sq ft, depending on desk, storage and circulation needs.

Three ways to build yours.

Style references from recent TouchWood designs. Each is adapted to your space, your equipment and your taste.



SETUP 01

Floating Desk & Hutch

A compact, wall-integrated desk with hutch shelving and a fluted wood accent wall — ideal for living areas and bedrooms.

- Built-in floating desk with hutch shelving
- Fluted wood panel accent wall
- Concealed cable tray under the desk
- Task light in 4000K neutral white
- Potted plant cluster
- Ergonomic setup height



SETUP 02

Slatted Feature-Wall Workspace

A dedicated work zone anchored by a wood-and-white slatted wall with spotlights and an LED-lit floating shelf.

- Dedicated work zone
- Smart storage with drawer pedestal
- Task lighting
- Cable management
- Floating shelf with LED underglow
- Shown: 2BHK residence, Whitefield



SETUP 03

Premium Floor-to-Ceiling Study

The difference between working from home and having a home office: full-height shelving, an integrated desk and acoustic panelling.

- Floor-to-ceiling built-in shelving
- Integrated desk surface
- Acoustic panelling
- LED-lit shelves

Images are representative of design style. Final design, materials and finishes are customised to each home.

04 / OUR HOME OFFICE & STUDY DESIGNS

Real homes. Real workspaces.

Workspaces and study units from our recent home interior projects across Bangalore.



Wardrobe Wall with Corner Desk

ADARSH PINE COART, BANGALORE · 3 BHK

Walnut wardrobe wall with a built-in corner desk, lit bookshelves and a drawer pedestal.



Computer Desk & Bookshelf

HORAMAVU, BANGALORE · 3 BHK

Glass-top computer desk with blue drawers beside a tall blue glass-fronted bookshelf.



Bedroom Study Ledge

KALYAN NAGAR, BANGALORE · 3 BHK

Study ledge in white and wood laminate, built in beside a sliding wardrobe.



Study Unit with Overhead Storage

YESHWANTPUR, BANGALORE · 3 BHK

Study unit with grey overhead storage cabinets and a desk with white drawers.

Want a setup like one of these?

Share your space and requirements and we will design a workspace around the way you work.

05 / FITS YOUR HOME

A solution for every kind of space.

Many 2BHK and 3BHK apartments have no spare room for an office. That is exactly what we design for.

Apartment corner or niche

Create a defined workspace within a bedroom, living area or available niche, using layout, furniture, storage and lighting to mark out the work zone.

Dedicated office room

With a separate room, go beyond desk and chair: built-in storage, work surfaces, equipment zones and a look that feels like a proper workspace.

Shared bedroom or living room

A visual and functional boundary through furniture placement, shelving, panels or lighting — a work zone that does not take over the room.

Home office + guest room

A dual-purpose room planned with the right furniture, storage and zoning so it works for both.

The details that make it work

Desk depth & clearance

Enough depth for your monitor setup and enough clearance for comfortable seating.

Lighting for focus & calls

A single overhead light creates glare and shadows. We plan task, ambient and video-call lighting.

Power, data & cables

Points, data and routing planned early and built into the desk and wall — no visible clutter.

40–50 sq ft

Compact work zones can be designed from around this size. Share your space and requirements and we will tell you what fits.

06 / HOW WE WORK

Simple from concept to completion.

01
Understand your work
Equipment, calls and working hours

02
Zone planning
Where the workspace fits in your home

03
Desk & storage
Built-in desk, shelving and storage

04
Power & lighting
Points, data, task and ambient light

05
Finalise & execute
Design finalisation and execution

Why TouchWood

- **Custom designs**
  Personalised, no templates.
- **On-time delivery**
  A plan you can rely on.
- **Quality assured**
  Built to last.
- **Hassle-free execution**
  Design to handover, one team.

Frequently asked questions

Can you design a home office inside a bedroom?
Yes. We design integrated work zones in bedrooms and living areas, as well as dedicated office rooms.

What is the minimum space needed?
Effective home office zones can be designed in as little as 40 to 50 sq ft, depending on the desk, storage and circulation requirements.

Do you handle electrical points?
Yes. Power points, data connections and lighting circuits can be built into the design.

Can the office double as a guest room?
Yes. We plan dual-purpose rooms with appropriate furniture, storage and zoning.

SEE MORE OF OUR WORK

Browse our full portfolio of Bangalore homes

touchwoodstudio.in/interior-design-projects-bangalore



READY TO SET UP YOUR HOME OFFICE?

Let's design your perfect workspace.

Book a free consultation. Tell us about your space, your equipment and how you work — we will take it from there.

FREE CONSULTATION · CALL OR WHATSAPP

+91 97418 67803

WEBSITE
touchwoodstudio.in

STUDIO
#169, Kannur, Bidarahalli Hobli,
Bangalore – 560077

HOURS
Mon – Sat
9:00 AM – 6:00 PM

CUSTOM DESIGNS · ON-TIME DELIVERY · QUALITY ASSURED · HASSLE-FREE EXECUTION

TouchWood Interiors & Construction · 57+ projects across Bangalore & Chennai. Images are representative of design style; final designs, materials and specifications are customised to each home and confirmed in your proposal.